VIGILEC ZERO V2ZBS

Drain Doble Sensor

quick start guide

Internal configuration

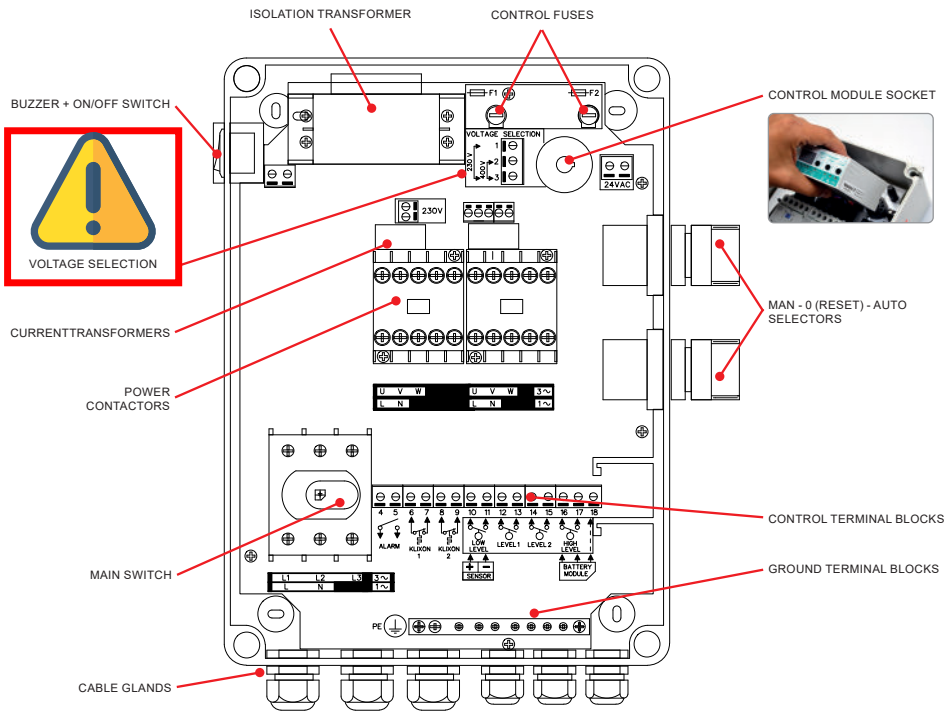

Control module

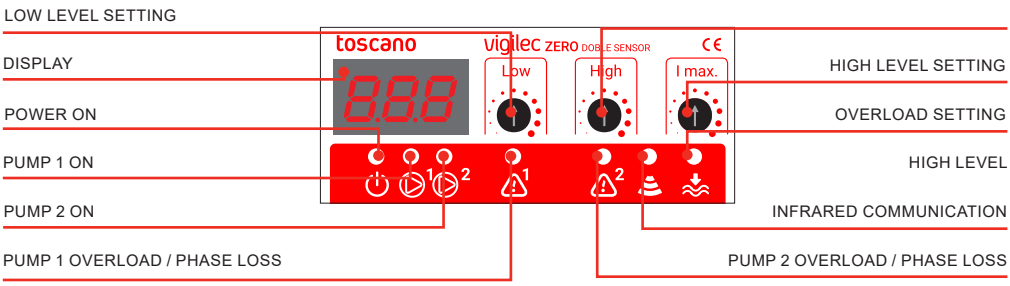

Installation

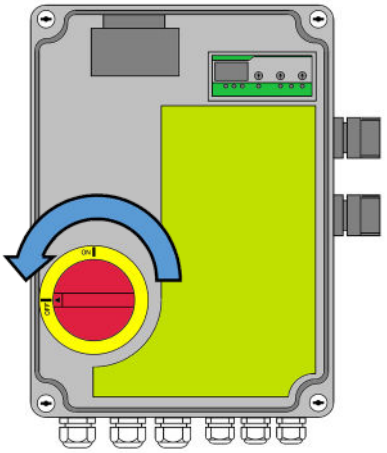

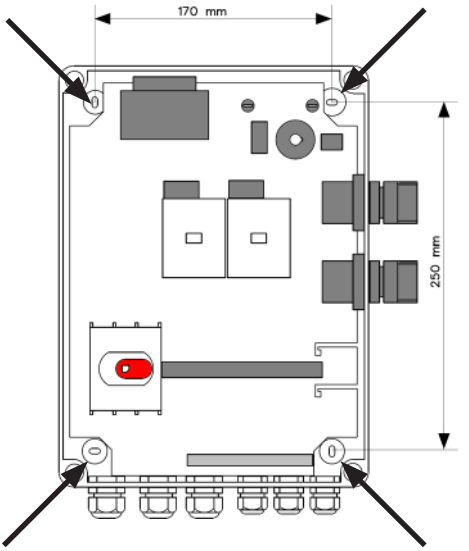

Voltage selection



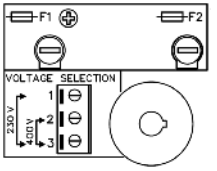

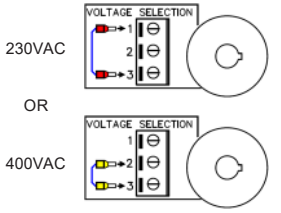

Power connections

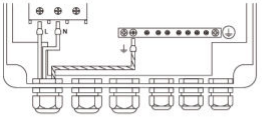

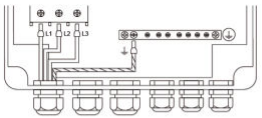

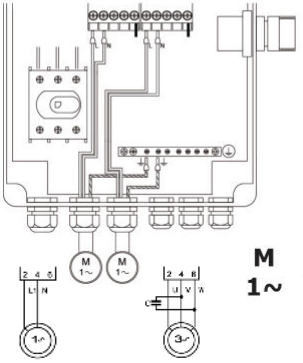

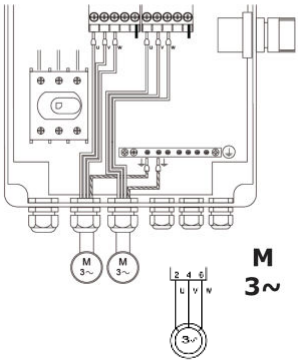

Control connections

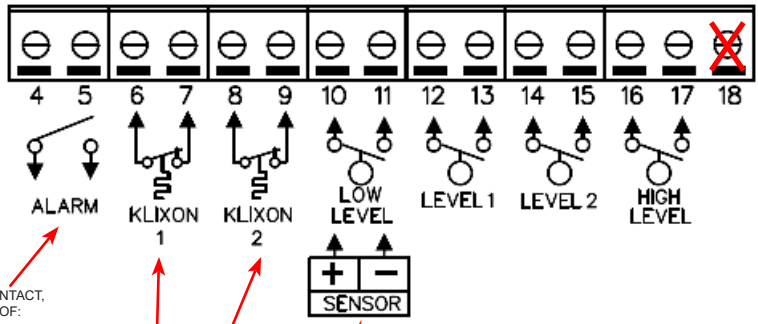

Terminal 18 is only suitable for optional modules connection (see page 8)

ALARM RELAY CONTACT, CLOSED IN CASE OF:

- POWER SUPPLY FAILURE
- PUMP FAILURE
- HIGH LEVEL
- NO PUMPS IN AUTO
- SENSOR FAILURE



PUMP OVERHEATING CONTACT INPUT (KLIXON)



4-20mA LEVEL SENSOR

FLOAT SWITCHES CLOSED CONTACT TO OPERATE

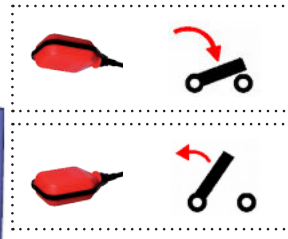

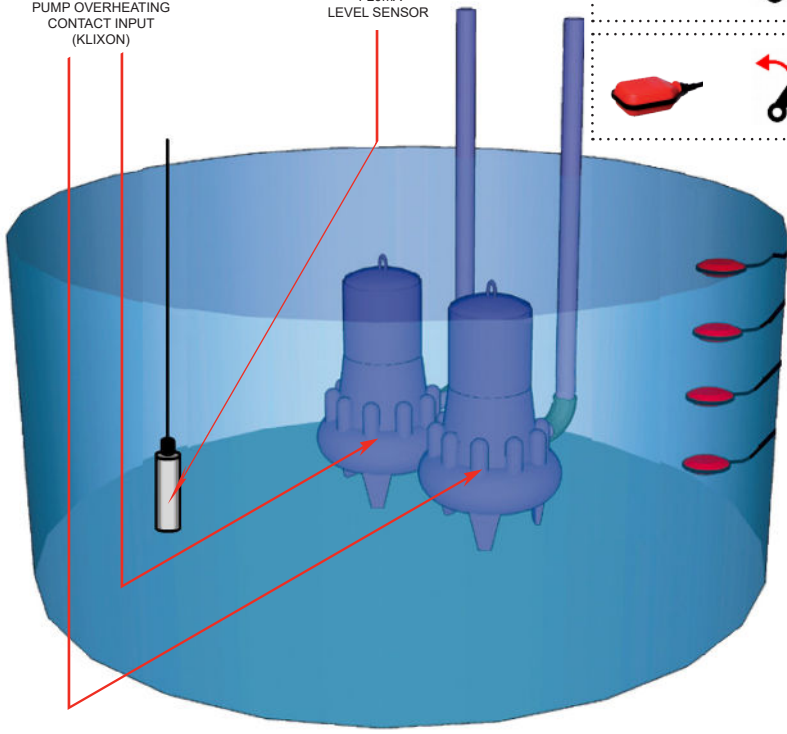

Selectors





ON

CAUTION
PUMP NOT PROTECTED





STOP

+

ALARM RESET





AUTOMATIC MODE

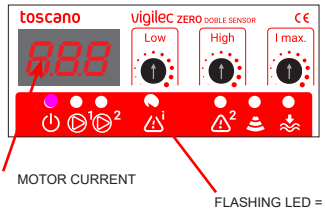

MOTOR CURRENT

FLASHING LED = MAN MODE



Set-up

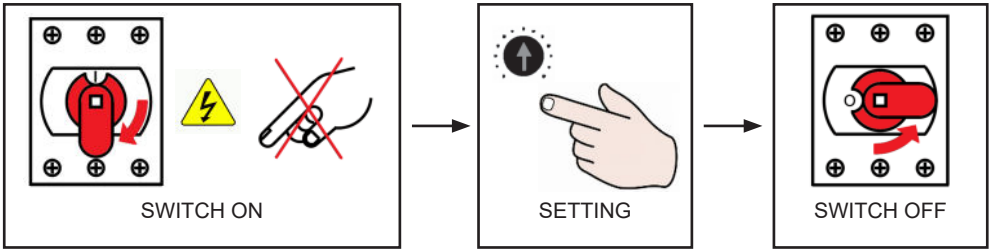

Control mode selection

SENSOR RANGE AND FLOAT SWITCH SELECTION

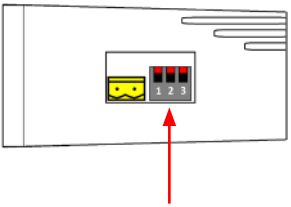

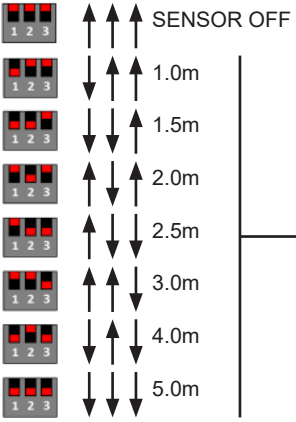





OPTIONAL FLOAT SWITCH:
LEVEL 1, LEVEL 2
OR HIGH LEVEL

Float switch operation mode

3 FLOAT SWITCHES

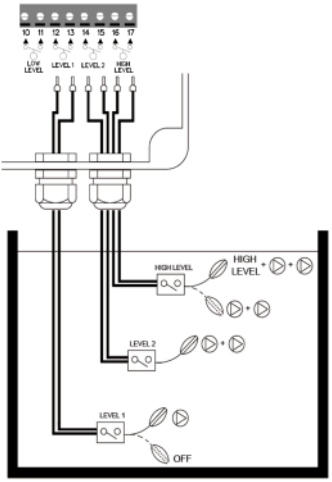

4 FLOAT SWITCHES

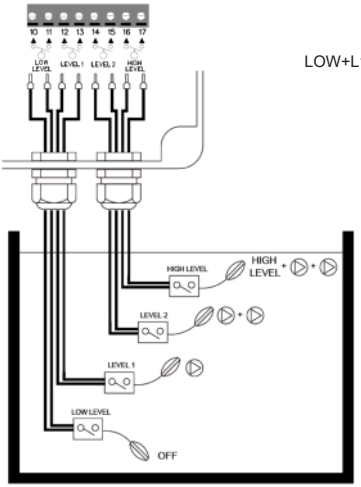

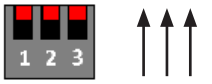

LOW+L1+L2+HIGH



LOW+L1+L2



LOW+L1



LOW



ALL OFF



4-20mA level sensor setting and operation mode

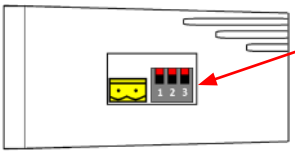

1 SELECT YOUR SENSOR RANGE
(see “control mode selection” on page 4)

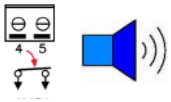

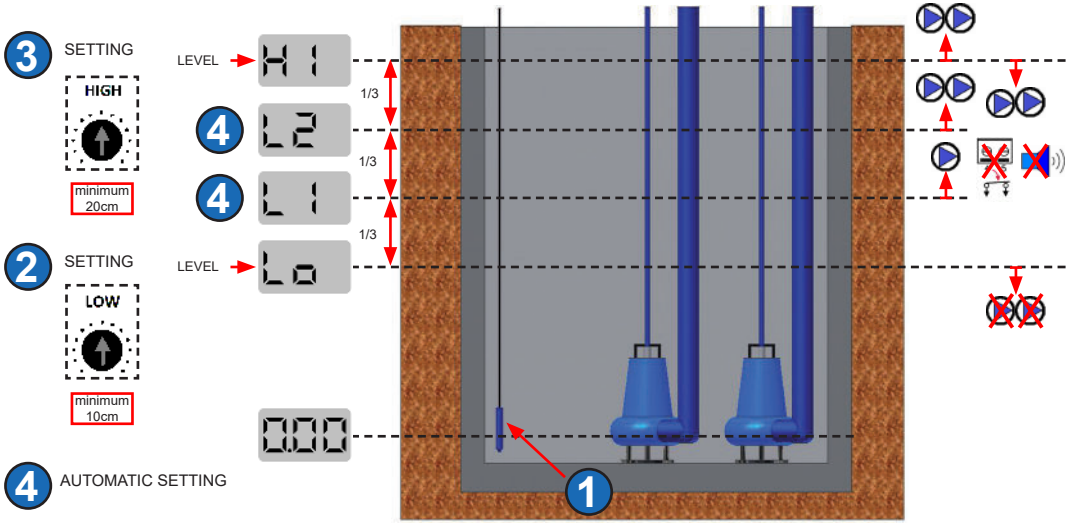

Supply failure

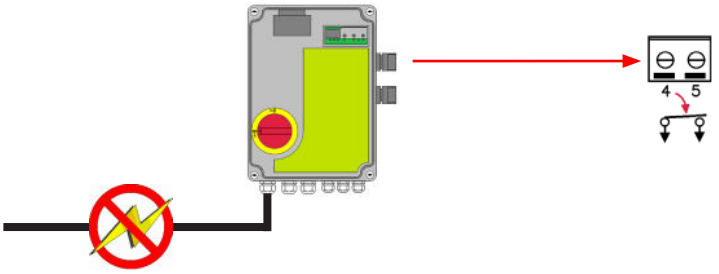

Pump failure

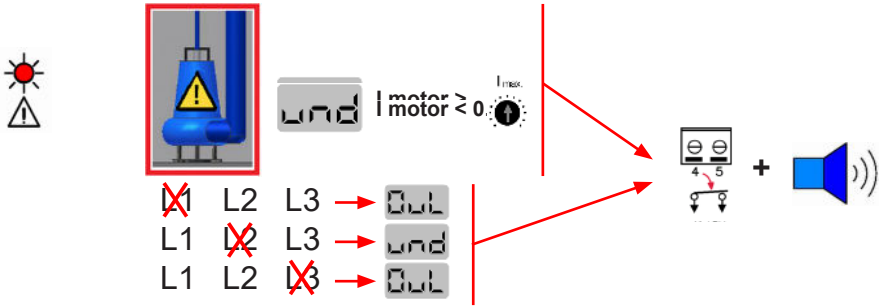

No pumps in AUTO



KLIXON inputs

The KLIXON inputs are bypassed by default. If the equipment receives voltage and there is a jumper wire removed and the pump thermal protection cables have not been connected, the equipment will display the following message:



Sensor failure (4-20mA sensor control)



SEn S.c. — I sensor > 20mA

SEn 0.c. — I sensor < 4mA

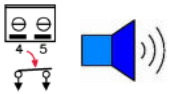

Jammed impeller preventive system

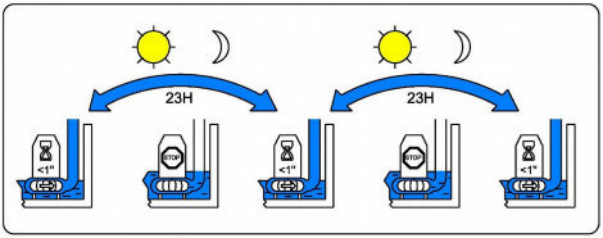



Pump-Check

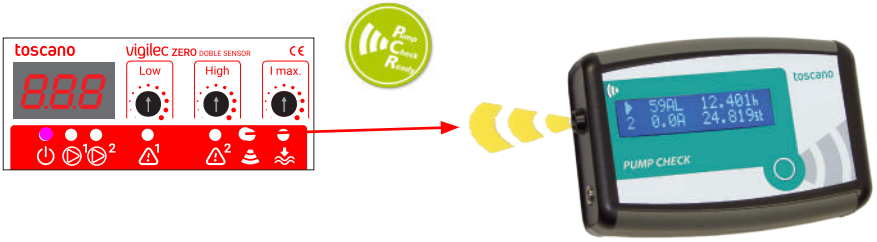

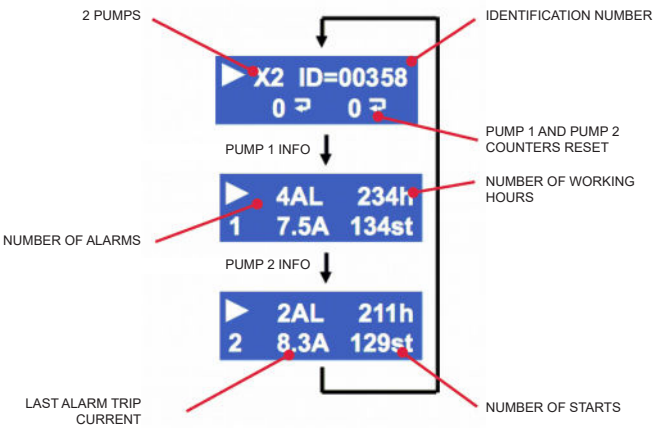

Other functions / additional options

- Pump alternation with delayed start and stop for pumps.
- Automatic pump commutation in case of failure or deactivation of one of them.
- Additional options: main circuit breaker, bimetallic overload relay or phase sequence relay.

Optional modules (direct installation on control terminal blocks)

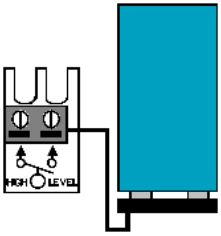

N.O. Battery module

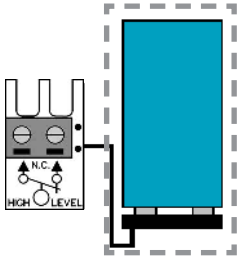

N.C. module
(optional battery)

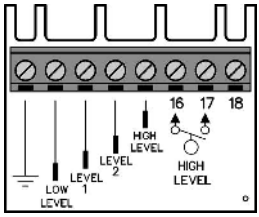

Conductive probes

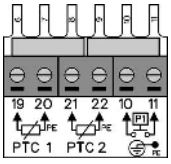

PTC motor protection

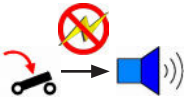

HIGH LEVEL

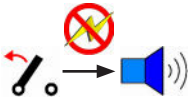

HIGH LEVEL

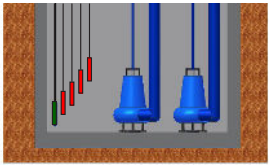

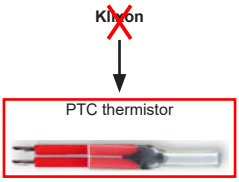

Technical specifications

Supply voltage	230Vac I/III or 400Vac III (selectable) -20%...+30% - 50/60Hz
Control transformer	230-400Vac / 24Vac, primary fuse: 0.2A (F1), secondary fuse: 0.8A (F2)
Pump current range	1...12A (V2ZBS) / 5...16A (V2ZBS-E) / 5...22A (V2ZBS-F) - AC3
Overload setting (Imax)	1.1...13A (V2ZBS) / 5.1...30A (V2ZBS-E/F) / alarm trip in 7 seconds
Control mode	Float switches and/or 4-20mA level sensor or conductive probe (+optional module)
Control input voltage	24Vdc (float switches)
4-20mA sensor supply voltage	24Vdc
Sensor range	1m, 1.5m, 2m, 2.5m, 3m, 4m ou 5m (selectable)
Sensor failure detection	Open circuit and short circuit
Low level setting	10cm...sensor range
High level setting	Low level + 10cm...sensor range
Level 2 setting	Automatic setting: 2/3 (high level - low level)
Level 1 setting	Automatic setting: 1/3 (high level - low level)
Terminal block wiring size	10mm² (power supply) 4mm² (control)
Protections	Overload, phase failure and pump overheating (Klixon contacts)
Alarm contact	5A 250Vac
Alarm contact activation	Overload, phase failure, sensor failure, high level, no pumps in AUTO and power supply failure
Acoustic alarm	12Vdc - 90dB
Records (PUMPCHECK)	Module identification number, counters resets, pumps running hours, pumps starts, pumps alarms and last alarm tripping current
Size / Weight / IP / Temperature	300 (h) x 220 (w) x 120 (d) mm / 3550g / IP65 / -10º...+55º C
Cable gland configuration	1xM25 (main supply) / 2xM20 (motors) / 6xM16 (controls)

Cod. 50023369. Ed. 1.26

Toscano Línea Electrónica, S.L.
Av. A-92, Km. 6,5 - 41500 - Alcalá de Guadaíra - SEVILLA - SPAIN - (+34) 954 999 900 - www.toscano.es - info@toscano.es

toscano
electronics for the environment