xylem

Lowara® 1300 series submersible pumps

Reliable solids handling for commercial buildings

50 Hz



LOWARA
xylem



Combining performance and quality in a convenient package, the Lowara 1300 submersible pump series offers outstanding value for commercial operations' sewage and surface wastewater handling needs.

The Lowara 1300 series is based on technology tested in tough environments the world over. The hydraulic design has been proven to reduce clogging and maintain efficiency, meaning you can count on these pumps to simply work and keep on working.

Day in, day out, and under harsh conditions, these pumps won't let you down.

Tough to beat

With non-clog and vortex impellers to choose from, in a range of sizes, it's easy to find a pump in the Lowara 1300 series that meets your needs. Proven efficiency and solids handling capability help keep your operation running smoothly and deliver savings in maintenance costs and energy consumption.

All pumps in the series feature a motor designed for reliable operation in submersible applications. The motors have F-class insulation or better, which allows for continuous running without overheating, ensuring optimal cooling and a long life. Additionally, the pumps can handle 15 starts per hour without any problem.

Typically these pumps are permanently installed. However, there is an option of free-standing installation so that the pump can be easily moved from one site to another. (See page 5 for details.)

Reliable
Non-clog and vortex impeller options provide effective solids handling.

Robust
All components are made from robust materials for easy maintenance and long life.

Powerful
The motor is specifically designed for reliable operation in submersible applications and can run continuously without overheating.

Durable
Heavy-duty bearings with long life provide peace of mind.

Environmentally friendly
The cooling system is designed to use its surroundings to cool the pump; no use of environmentally hazardous fluids such as oils.

Safe and straightforward
Cable entry prevents both cable strain and leakage.

Smooth
The double mechanical seal provides extra reliability and protects against leakage.

Flexible
The drilled pump housing is ready for any installation method.

We have the right pump for your application, with the availability to support your business.

Moreover, Lowara makes pump specification easy in three simple steps – see page 6.



The right pump, readily available



Lowara 1305 non-clog
Maximum flow 14 l/s
Maximum pressure 17 m
Motor Rating 0.75 - 1.2 kW
Outlet 50 mm
Weight 30 kg



Lowara 1305 vortex
Maximum flow 10 l/s
Maximum pressure 11 m
Motor Rating 0.75 - 1.2 kW
Outlet 50 mm
Weight 30 kg



Lowara 1310 non-clog
Maximum flow 18 l/s
Maximum pressure 25 m
Motor Rating 1.4 - 2.4 kW
Outlet 50, 65 mm
Weight 38 kg



Lowara 1310 vortex
Maximum flow 16 l/s
Maximum pressure 16 m
Motor Rating 1.2 - 2.4 kW
Outlet 50, 65 mm
Weight 40, 41 kg



Lowara 1315 non-clog
Maximum flow 54 l/s
Maximum pressure 30 m
Motor Rating 1.8 - 4.4 kW
Outlet 65, 100 mm
Weight 81, 84 kg



Lowara 1315 vortex
Maximum flow 44 l/s
Maximum pressure 15 m
Motor Rating 2.2 - 4.4 kW
Outlet 65, 100 mm
Weight 81, 89 kg



Lowara 1320 non-clog
Maximum flow 74 l/s
Maximum pressure 41 m
Motor Rating 3.5 - 7.5 kW
Outlet 80, 100 mm
Weight 115, 134 kg



Lowara 1320 vortex
Maximum flow 54 l/s
Maximum pressure 29 m
Motor Rating 3.5 - 7.5 kW
Outlet 80, 100 mm
Weight 125, 134 kg



Application areas

- Domestic sewage pumping stations
- Wastewater pumping stations
- Stormwater pumping stations
- Drainage water
- Groundwater

Installation methods and accessory kits

The Lowara 1300 series is designed to fit your needs. You start with a bare pump and order the right kit depending on your desired installation method.



Wet-well kit

The pump is installed with twin guide bars on a discharge connection

Kit contents:

- Discharge connection
- Anchor bolts
- Guide claw with bolts
- Upper guide bar bracket with bolts

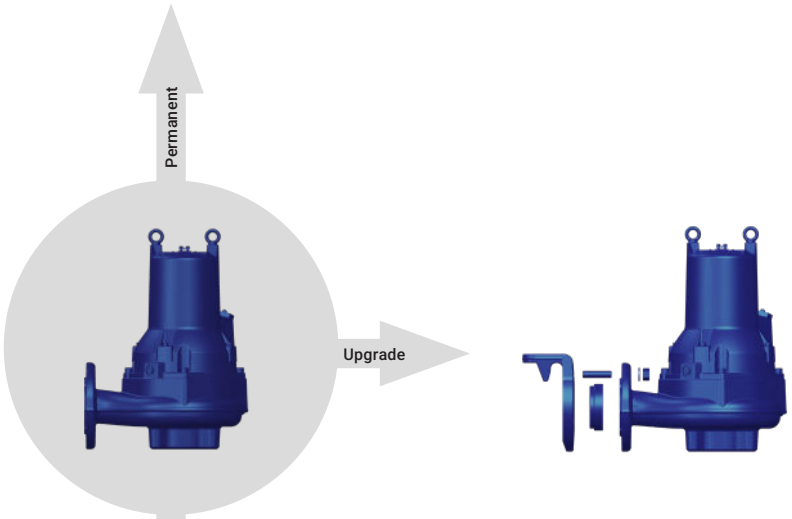

Replacement kit

Simple kit to replace an old pump or upgrade to a larger model

Kit contents:

- Guide claw with bolts



Free-standing kit

Ideal for portability

Kit contents:

- Hose connection with bolts
- Stand with bolts

Selecting and ordering

We've made it easy for you to select and configure your pump with appropriate accessories. It's done in just three simple steps and you build your order number as you go.

1 Select the pump model ideal for your needs from the product pages that follow.

2 For every model and choice of outlet dimension there is a partially filled order number. Configure your pump from the relevant selection tables and you will automatically get the information to build and complete your order number as you go.

Model	Model variant	Outlet dimension (nominal, mm)	Pole	Frequency (5=50, 6=60)	Phase			
1310	S	-65	X	.2	5	3.	---.---	/-
Selected model			A			B	C	D

3 Select your accessory kit from the relevant accessory selection tables, i.e., installation kit. Make sure your configuration corresponds to the right order number and accessory kits and you are ready to order.

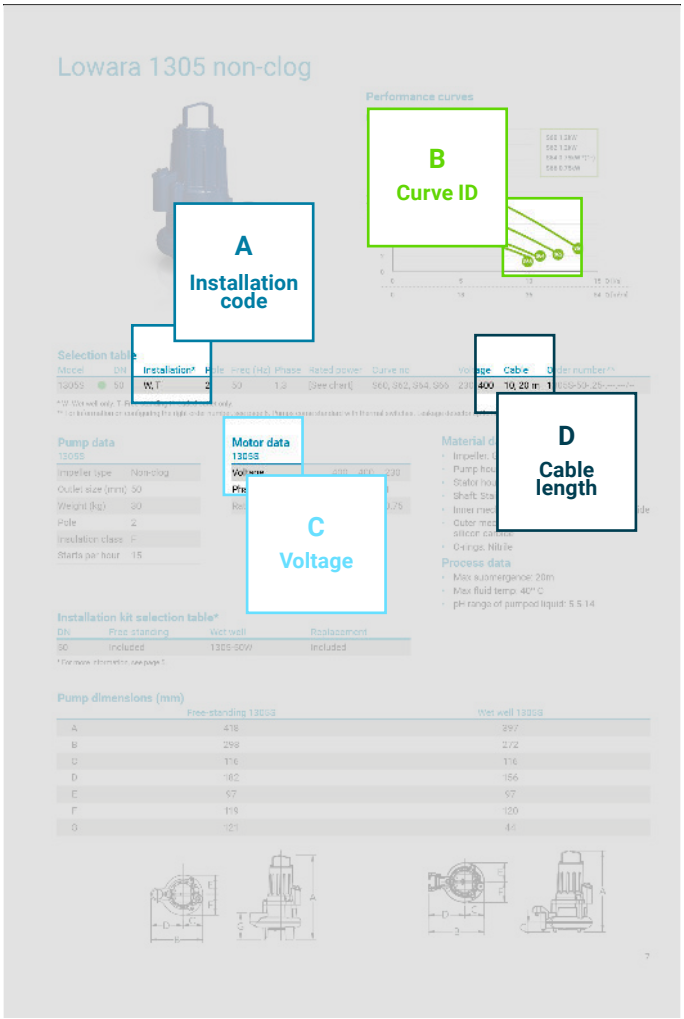

Lowara 1305 non-clog



Performance curves

DN50

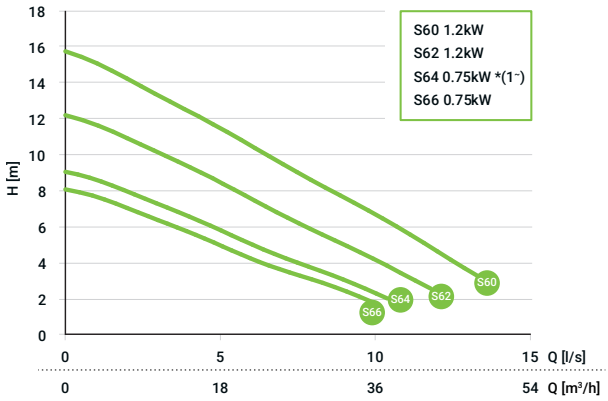

Selection table

Model		DN	Installation*	Pole	Freq (Hz)	Phase	Rated power	Curve no	Voltage	Cable	Order number**
1305S	●	50	W, T	2	50	1,3	[See chart]	S60, S62, S64, S66	230, 400	10, 20 m	1305S-50-.25-.---.---/--

* W=Wet well only. T=Free-standing threaded outlet only.
** For information on configuring the right order number, see page 6. Pumps come standard with thermal switches. Leakage detector optional.

Pump data

1305S

Impeller type	Non-clog
Outlet size (mm)	50
Weight (kg)	30
Pole	2
Insulation class	F
Starts per hour	15

Motor data

1305S

Voltage	400	400	230
Phase	3	3	1
Rated power (kW)	1.2	0.75	0.75

Material data

- Impeller: Grey cast iron
- Pump housing: Grey cast iron
- Stator housing: Grey cast iron
- Shaft: Stainless steel
- Inner mechanical seal: Carbon/aluminum oxide
- Outer mechanical seal: Silicon carbide/ silicon carbide
- O-rings: Nitrile

Installation kit selection table*

DN	Free-standing	Wet well	Replacement
50	Included	1305-50W	Included

* For more information, see page 5.

Process data

- Max submergence: 20m
- Max fluid temp: 40° C
- pH range of pumped liquid: 5.5-14

Pump dimensions (mm)

	Free-standing 1305S	Wet well 1305S
A	418	397
B	298	272
C	116	116
D	182	156
E	97	97
F	119	120
G	121	44

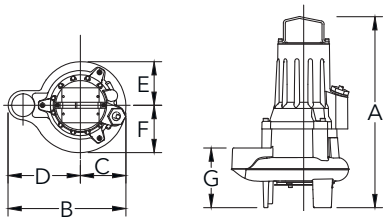

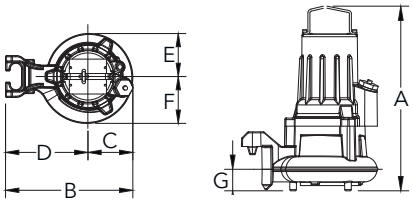

Lowara 1305 vortex



Performance curves

DN50

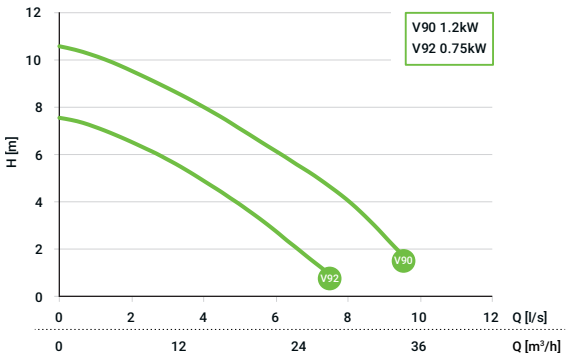

Selection table

Model	DN	Installation*	Pole	Freq (Hz)	Phase	Rated power	Curve no	Voltage	Cable	Order number**
1305H	50	W, T	2	50	1,3	[see chart]	V90, V92	230, 400	10, 20 m	1305H-50-.25-.---.---/--

* W=Wet well only. T=Free-standing threaded outlet only.
** For information on configuring the right order number, see page 6. Pumps come standard with thermal switches. Leakage detector optional.

Pump data

1305H

Impeller type	Vortex
Outlet size (mm)	50
Weight (kg)	30
Pole	2
Insulation class	F
Starts per hour	15

Motor data

1305H

Voltage	400	400	230
Phase	3	3	1
Rated power (kW)	1.2	0.75	0.75

Material data

- Impeller: Grey cast iron
- Pump housing: Grey cast iron
- Stator housing: Grey cast iron
- Shaft: Stainless steel
- Inner mechanical seal: Carbon/aluminum oxide
- Outer mechanical seal: Silicon carbide/ silicon carbide
- O-rings: Nitrile

Process data

- Max submergence: 20m
- Max fluid temp: 40° C
- pH range of pumped liquid: 5.5-14

Installation kit selection table*

DN	Free-standing	Wet well	Replacement
50	Included	1305-50W	Included

* For more information, see page 5.

Pump dimensions (mm)

	Free-standing 1305H	Wet well 1305H
A	465	423
B	299	272
C	116	116
D	183	156
E	103	104
F	114	114
G	140	50

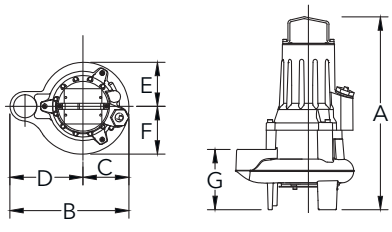

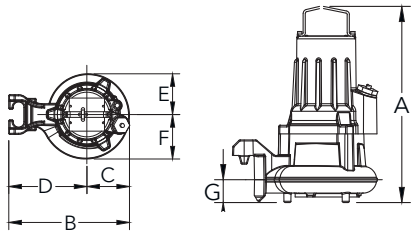

Lowara 1310 non-clog



Performance curves

DN50 & DN65

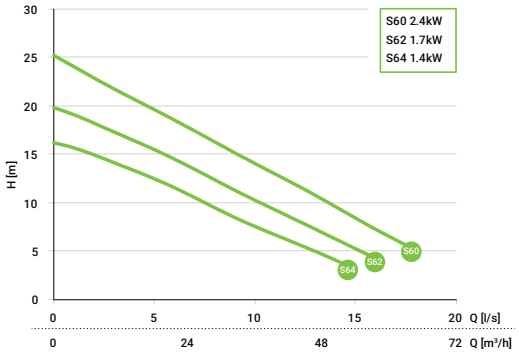

Selection table

Model		DN	Installation*	Pole	Freq (Hz)	Phase	Rated power	Curve no	Voltage	Cable	Order number**
1310S	●	50	W, T	2	50	1,3	[see chart]	S60, S62, S64	230, 400	10, 20 m	1310S-50-.25-.---.---/--
1310S	●	65	X	2	50	1,3	[see chart]	S60, S62, S64	230, 400	10, 20 m	1310S-65X.25-.---.---/--

* W=Wet well only. T=Free-standing threaded outlet only. X=Bare pump.
** For information on configuring the right order number, see page 6. Pumps come standard with thermal switches. Leakage detector optional.

Pump data

1305H

Impeller Type	Non-clog
Outlet size (mm)	50 | 65
Weight (kg)	38
Pole	2
Insulation Class	F
Starts per hour	15

Motor data

1310S

Voltage	400	400	400	230	230	230
Phase	3	3	3	1	1	1
Rated power (kW)	2.4	1.7	1.4	2.4	1.7	1.5

Material data

- Impeller: Grey cast iron
- Pump housing: Grey cast iron
- Stator housing: Grey cast iron
- Shaft: Stainless steel
- Inner mechanical seal: Carbon/aluminum oxide
- Outer mechanical seal: Cemented carbide/aluminum oxide
- O-rings: Nitrile

Process data

- Max submergence: 20m
- Max fluid temp: 40° C
- pH range of pumped liquid: 5.5-14

Installation kit selection table*

DN	Free-standing	Wet well	Replacement
50	Included	1305-50W	Included
65	1310-65H (hose), 1310-65T (threaded)	1310-65W	1310-65R

* For more information, see page 5.

Pump dimensions (mm)

	Free-standing 1310S	Wet well 1310S	X-installation 1310S
A	433	422	457
B	304	287	318
C	112	112	118
D	192	175	200
E	103	103	103
F	123	123	123
G	121	45	100

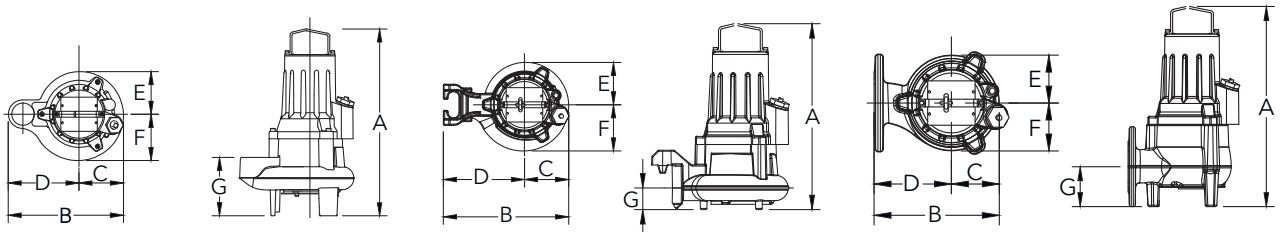

Lowara 1310 vortex



Performance curves

DN50

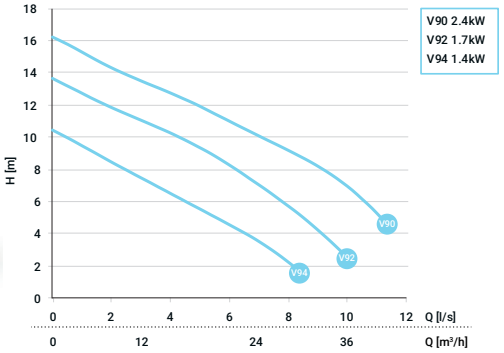

DN65

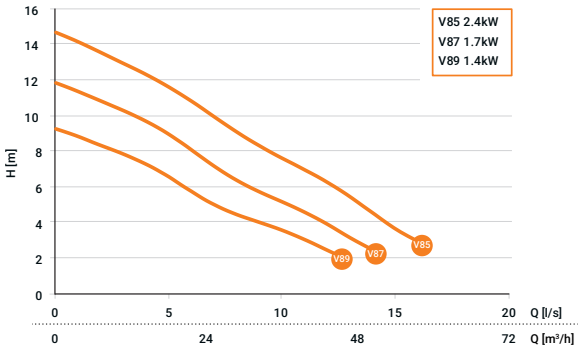

DN65-80

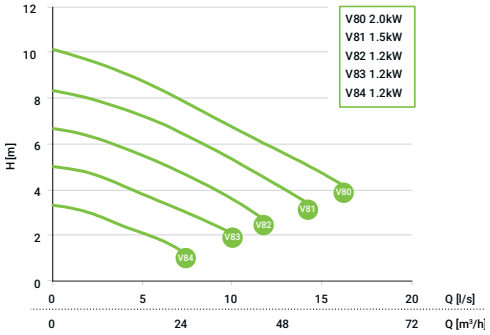

Selection table

Model	DN	Installation*	Pole	Freq (Hz)	Phase	Rated power	Curve no	Voltage	Cable	Order number**
1310H	50	W, T	2	50	1,3	[see chart]	V90, V92, V94	230, 400	10, 20 m	1310H-50-.25-.---.---/--
1310M	65	X	2	50	1,3	[see chart]	V85, V87, V89	230, 400	10, 20 m	1310M-65X.25-.---.---/--
1310L	65-80	X	4	50	1,3	[see chart]	V80, V81, V82, V83, V84	230, 400	10, 20 m	1310L-65-80X.45-.---.---/--

* W=Wet well only. T=Free-standing threaded outlet only. X=Bare pump.
** For information on configuring the right order number, see page 6. Pumps come standard with thermal switches. Leakage detector optional.

Pump data

	1310H/M	1310L
Impeller Type	Vortex	Vortex
Outlet size (mm)	50 | 65	65-80
Weight (kg)	40	41
Pole	2	4
Insulation class	F	F
Starts per hour	15	15

Motor data

	1310H/M						1310L				
Voltage	400	400	400	230	230	230	400	400	400	230	230
Phase	3	3	3	1	1	1	3	3	3	1	1
Rated power (kW)	2.4	1.7	1.4	2.4	1.7	1.5	2	1.5	1.2	1.3	1.0

Installation kit selection table*

DN	Free-standing	Wet well	Replacement
50	Included	1310-50W	Included
65	1310-65H (hose), 1310-65T (threaded)	1310-65W	1310-65R
80	1310-80H (hose), 1310-80T (threaded)	1310-80W	1310-80R

* For more information, see page 5.

Material data

- Impeller: Grey cast iron
- Pump housing: Grey cast iron
- Stator housing: Grey cast iron
- Shaft: Stainless steel
- Inner mechanical seal: Carbon/aluminum oxide
- Outer mechanical seal: Cemented carbide/ aluminum oxide
- O-rings: Nitrile

Process data

- Max submergence: 20m
- Max fluid temp: 40° C
- pH range of pumped liquid: 5.5-14

Pump dimensions (mm)

			X-installation	
	Free-standing 1310H	Wet well 1310H	1310M	1310L
A	503	455	535	464
B	310	285	259	346
C	120	119	99	146
D	190	166	160	200
E	115	114	106	146
F	125	124	106	146
G	165	53	100	85

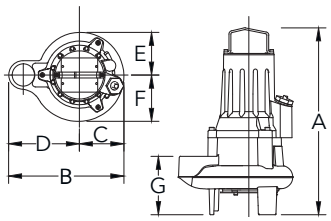

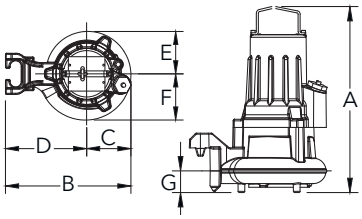

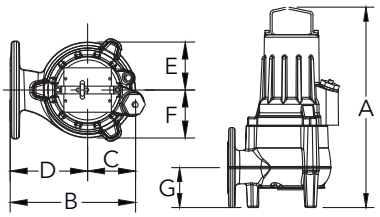

Lowara 1315 non-clog



Performance curves

DN65

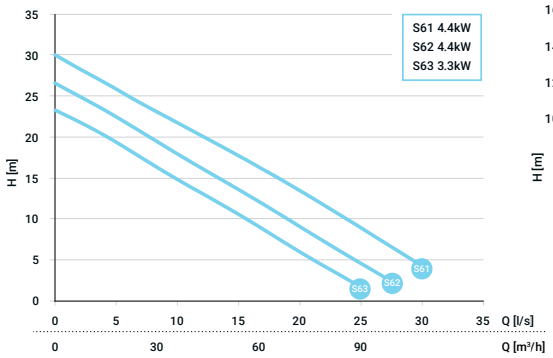

DN100

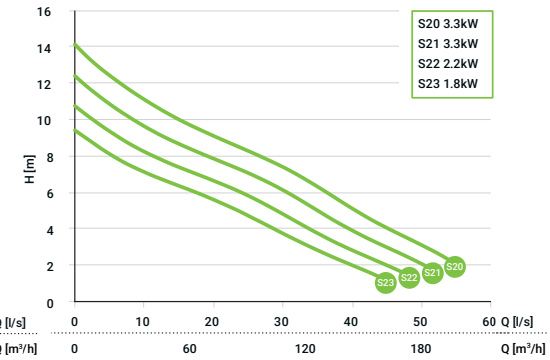

Selection table

Model	DN	Installation*	Pole	Freq (Hz)	Phase	Rated power	Curve no	Voltage	Cable	Order number**
1315S	65	X	2	50	3	[see chart]	S61, S62, S63	400	10, 20 m	1315S-65X.253.---.400/--
1315M	100	X	4	50	3	[see chart]	S20, S21, S22, S23	400	10, 20 m	1315M-100X.453.---.400/--

* X=Bare pump.
** For information on configuring the right order number, see page 6. Pumps come standard with thermal switches. Leakage detector optional.

Pump data

	1315S	1315M
Impeller Type	Non-clog	Non-clog
Outlet size (mm)	65	100
Weight (kg)	81	84
Pole	2	4
Insulation Class	F	F
Starts per hour	15	15

Motor data

	1315S		1315M		
Voltage	400	400	400	400	400
Phase	3	3	3	3	3
Rated power (kW)	4.4	3.3	3.3	2.2	1.8

Material data

- Impeller: Grey cast iron
- Pump housing: Grey cast iron
- Stator housing: Grey cast iron
- Shaft: Stainless steel
- Inner mechanical seal: Carbon/aluminum oxide
- Outer mechanical seal: Cemented carbide/ aluminum oxide
- O-rings: Nitrile

Installation kit selection table*

DN	Free-standing	Wet well	Replacement
65	1315-65H (hose), 1315-65T (threaded)	1315-65W	1315-65R
100	1315-100H (hose), 1315-100T (threaded)	1315-100W	1315-100R

* For more information, see page 5.

Process data

- Max submergence: 20m
- Max fluid temp: 40° C
- pH range of pumped liquid: 5.5-14

Pump dimensions (mm)

	1315S	1315M
A	508	524
B	377	464
C	147	179
D	230	285
E	146	161
F	148	194
G	90	109

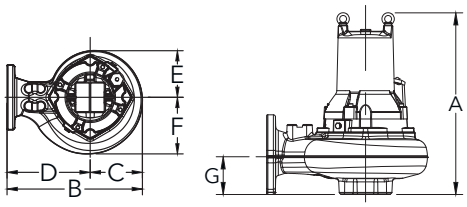

Lowara 1315 vortex



Performance curves

DN65

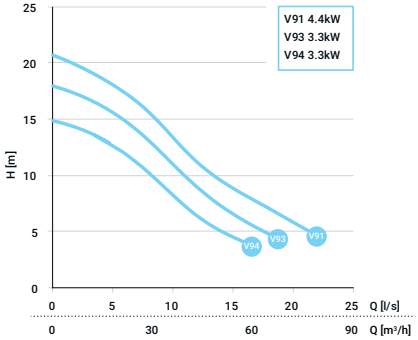

DN100

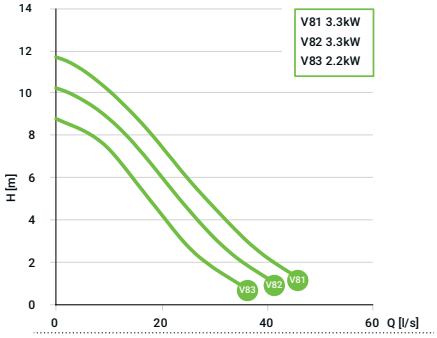

Selection table

Model	DN	Installation*	Pole	Freq (Hz)	Phase	Rated power	Curve no	Voltage	Cable	Order number**
1315H	65	X	2	50	3	[see chart]	V91, V93, V94	400	10, 20 m	1315H-65X.253.---.400/--
1315M	100	X	4	50	3	[see chart]	V81, V82, V83	400	10, 20 m	1315M-100X.453.---.400/--

* X=Bare pump.
** For information on configuring the right order number, see page 6. Pumps come standard with thermal switches. Leakage detector optional.

Pump data

	1315H	1315M
Impeller Type	Vortex	Vortex
Outlet size (mm)	65	100
Weight (kg)	81	89
Pole	2	4
Insulation Class	F	F
Starts per hour	15	15

Motor data

	1315H		1315M	
Voltage	400	400	400	400
Phase	3	3	3	3
Rated power (kW)	4.4	3.3	3.3	2.2

Material data

- Impeller: Grey cast iron
- Pump housing: Grey cast iron
- Stator housing: Grey cast iron
- Shaft: Stainless steel
- Inner mechanical seal: Carbon/aluminum oxide
- Outer mechanical seal: Cemented carbide/ aluminum oxide
- O-rings: Nitrile

Installation kit selection table*

DN	Free-standing	Wet well	Replacement
65	1315-65H (hose), 1315-65T (threaded)	1315-65W	1315-65R
100	1315-100H (hose), 1315-100T (threaded)	1315-100W	1315-100R

* For more information, see page 5.

Process data

- Max submergence: 20m
- Max fluid temp: 40° C
- pH range of pumped liquid: 5.5-14

Pump dimensions (mm)

	1315H	1315M
A	523	573
B	342	367
C	142	142
D	200	225
E	144	148
F	145	147
G	100	120

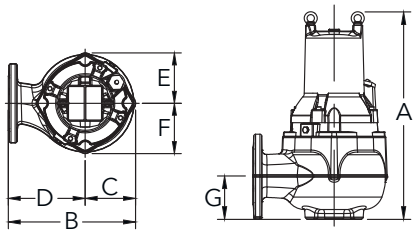

Lowara 1320 non-clog



Performance curves

DN80

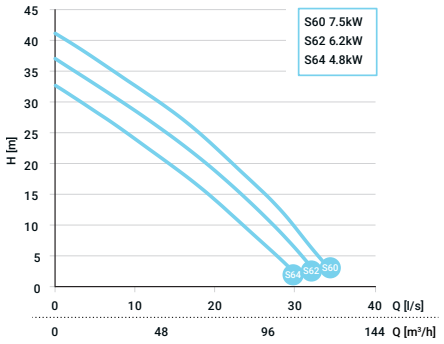

DN100

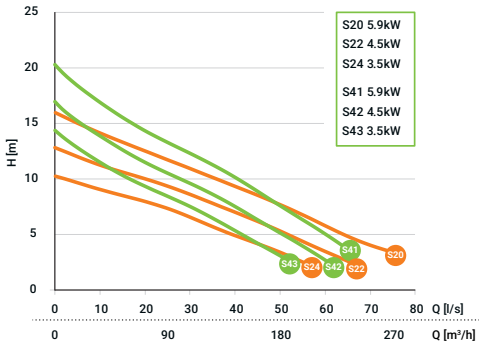

Selection table

Model	DN	Installation*	Pole	Freq (Hz)	Phase	Rated power	Curve no	Voltage	Cable	Order number**
1320S	80	X	2	50	3	[see chart]	S60, S62, S64	400	10, 20 m	1320S-80X.253.---.400/--
1320H	100	X	4	50	3	[see chart]	S41, S42, S43	400	10, 20 m	1320H-100X.453.---.400/--
1320M	100	X	4	50	3	[see chart]	S20, S22, S24	400	10, 20 m	1320M-100X.453.---.400/--

* X=Bare pump.
** For information on configuring the right order number, see page 6. Pumps come standard with thermal switches. Leakage detector optional.

Pump data

	1320S	1320H	1320M
Impeller Type	Non-clog	Non-clog	Non-clog
Outlet size (mm)	80	100	100
Weight (kg)	115	134	134
Pole	2	4	4
Insulation Class	F	F	F
Starts per hour	15	15	15

Motor data

	1320S			1320H/M		
Voltage	400	400	400	400	400	400
Phase	3	3	3	3	3	3
Rated power (kW)	7.5	6.2	4.8	5.9	4.5	3.5

Material data

- Impeller: Grey cast iron
- Pump housing: Grey cast iron
- Stator housing: Grey cast iron
- Shaft: Stainless steel
- Inner mechanical seal: Carbon/cemented carbide
- Outer mechanical seal: Cemented carbide/ cemented carbide
- O-rings: Nitrile

Installation kit selection table*

DN	Free-standing	Wet well	Replacement
80	1320-80H (hose), 1320-80T (threaded)	1320-80W	1320-80R
100	1320-100H (hose), 1320-100T (threaded)	1320-100W	1320-100R

* For more information, see page 5.

Process data

- Max submergence: 20m
- Max fluid temp: 40° C
- pH range of pumped liquid: 5.5-14

Pump dimensions (mm)

	1320S	1320H	1320M
A	570	592	618
B	425	523	523
C	165	213	213
D	260	310	310
E	151	194	180
F	172	232	214
G	90	117	124

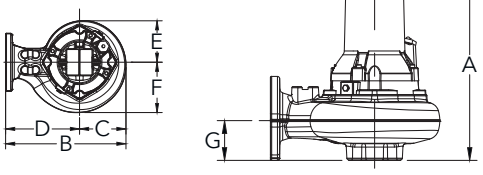

Lowara 1320 vortex



Performance curves

DN80

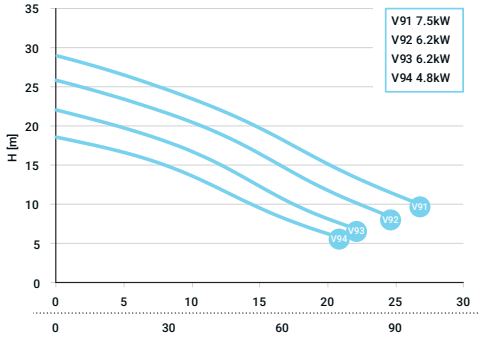

DN100

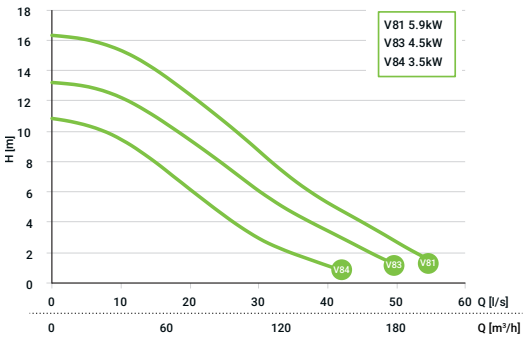

Selection table

Model	DN	Installation*	Pole	Freq (Hz)	Phase	Rated power	Curve no	Voltage	Cable	Order number**
1320H	80	X	2	50	3	[see chart]	V91, V92, V93, V94	400	10, 20 m	1320H-80X.253.---.400/--
1320M	100	X	4	50	3	[see chart]	V81, V83, V84	400	10, 20 m	1320M-100X.453.---.400/--

* X=Bare pump.
** For information on configuring the right order number, see page 6. Pumps come standard with thermal switches. Leakage detector optional.

Pump data

	1320H	1320M
Impeller Type	Vortex	Vortex
Outlet size (mm)	80	100
Weight (kg)	125	134
Pole	2	4
Insulation Class	F	F
Starts per hour	15	15

Motor data

	1320H			1320M		
Voltage	400	400	400	400	400	400
Phase	3	3	3	3	3	3
Rated power (kW)	7.5	6.2	4.8	5.9	4.5	3.5

Material data

- Impeller: Grey cast iron
- Pump housing: Grey cast iron
- Stator housing: Grey cast iron
- Shaft: Stainless steel
- Inner mechanical seal: Carbon/cemented carbide
- Outer mechanical seal: Cemented carbide/ cemented carbide
- O-rings: Nitrile

Installation kit selection table*

DN	Free-standing	Wet well	Replacement
80	1320-80H (hose), 1320-80T (threaded)	1320-80W	1320-80R
100	320-100H (hose), 1320-100T (threaded)	1320-100W	1320-100R

* For more information, see page 5.

Process data

- Max submergence: 20m
- Max fluid temp: 40° C
- pH range of pumped liquid: 5.5-14

Pump dimensions (mm)

	1320H	1320M
A	610	674
B	375	419
C	165	174
D	210	245
E	154	166
F	154	167
G	100	123

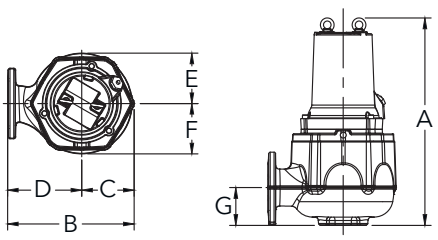

Xylem |ˈzīləm|

1) the tissue in plants that brings water and nutrients upward from the roots.
2) a leading global water solutions company.

Xylem is a leading global water solutions company dedicated to advancing sustainable impact and empowering the people who make water work every day. Xylem connects diverse capabilities and innovative technologies to provide tailored solutions across the entire water cycle. From moving, treating and measuring water to optimizing and maintaining water systems, Xylem collaborates with customers to solve their most critical challenges. Together, through partnerships with utilities, industrial manufacturers, building operators, and communities, we are building a more water-secure world.

For more information on how Xylem can help you, visit xylem.com.

All information presented herein is believed reliable and in accordance with accepted engineering practices. Xylem makes no warranties as to the completeness of this information. Users are responsible for evaluating individual product suitability for specific applications. Xylem assumes no liability whatsoever for any special, indirect or consequential damages arising from the sale, resale or misuse of its products. Subject to change without notice.

© 2015-2025 Xylem Inc. or its affiliates. All rights reserved. Lowara is a trademark of Xylem or one of its subsidiaries.

1944 / 191004521 . Lowara 1300 series . Master . 1 . 20250728

xylem
Let's Solve Water