NOCCHI MINIVORT PP

ELECTRIC SUBMERSIBLE VORTEX PUMPS FOR SEWAGE WORKS

MINIVORT P pumps are constructed entirely in cast iron and are designed for continuous duty in fixed installations. Designed for vortex operation, with retracted impeller.

MOTOR

- Dry motor.
- Protection rating IP 68.
- Insulation class F.
- Single phase power supply with permanently activated capacitor and thermal cutout protection incorporated in the motor winding.
- Three phase power supply with external protection to be fitted by the user.
- Self-lubricating ball bearings.
- Rotation speed 2850 rpm.

APPLICATIONS

- Lifting and draining of waste water; civil and industrial sewage works with suspended solid bodies
- Emptying of septic tanks, cess pits, handling of waste and sewage water
- Lifting stations with one or more pumps for industrial and civil complexes.
- On request, coupling base to facilitate installation and maintenance.

APPLICATION DATA

- Type of liquid: waste water, slurry and sewage.
- Maximum liquid temperature: 40°C.
- Maximum immersion below water level: 7m.
- Minimum drainage level 72 mm (on manual version).
- Free transit of solid bodies: 58 mm.

DESIGN SPECIFICATIONS

- Automatic single phase version with float switch and watertight electrical panel, incorporating capacitor, thermal cutout protection and manual/ automatic switching module.
- 10 m H07 RN-F power cable .
- Three phase version, 10m H07 RN-F power cable.
- Flanged outlet port, with round threaded counter-flange, 2" female.

OPTIONAL

- Cast iron coupling base





TABLE OF MATERIALS

	Component	Material	
1	Pump body	Grey cast iron EN GJL 200 (ex G20)	
2	Motor body	Grey cast iron EN GJL 200 (ex G20)	
3	Support base	Grey cast iron EN GJL 200 (ex G20)	
4	Impeller	Grey cast iron EN GJL 200 (ex G20)	
5	Power cable	10 m H07 RN-F	
6	Motor shaft	Stainless steel X 12 CrNiS 1809 (AISI 416)	
7	Mechanical gasket	Graphite	Lubricated in oil chamber
8	Counterface	Ceramic	
9	Lip seal	Rubber NBR 70	

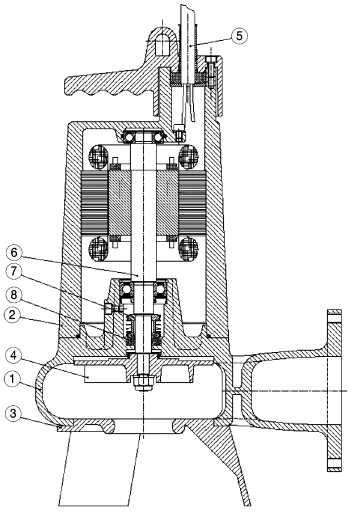

NOCCHI MINIVORT PP

ELECTRIC SUBMERSIBLE VORTEX PUMPS FOR SEWAGE WORKS

HYDRAULIC PERFORMANCE

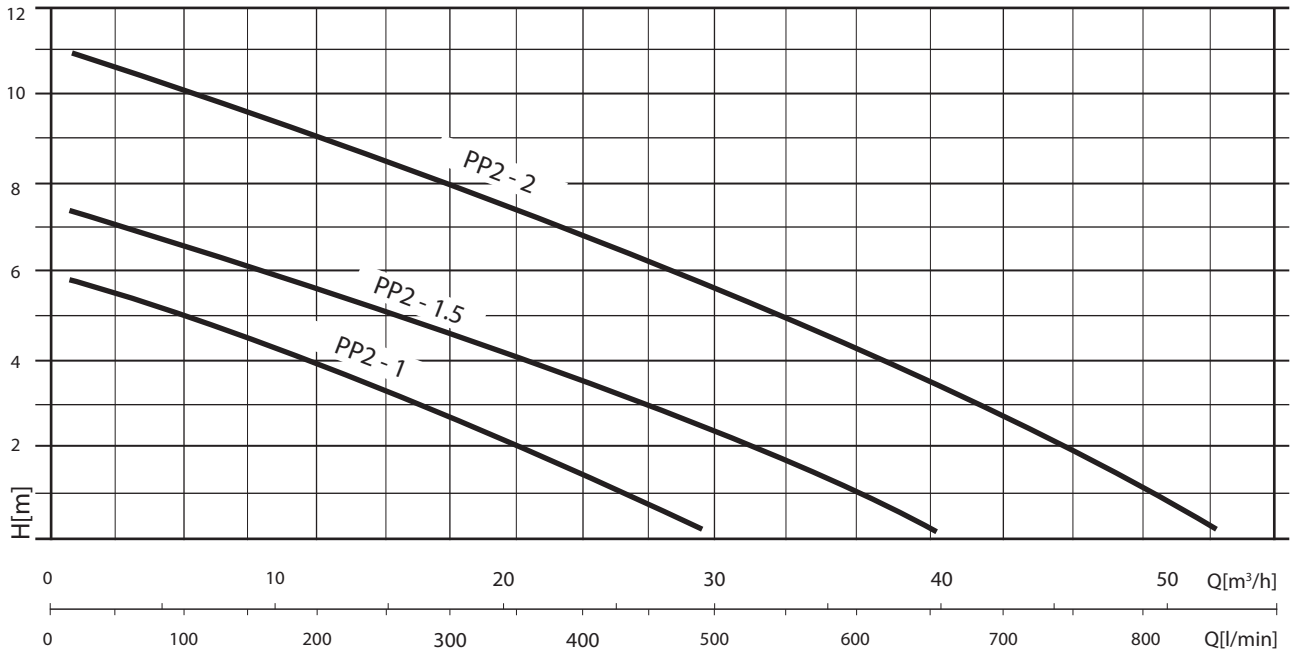

MODEL	Motor output (P2)		Power Motor (P1)		VOLT	In (A)	µF	Q	L/min	100	200	300	400	600	800
	HP	kW	HP	kW					m³/h	6	12	18	24	36	48
MINIVORT PP2 - 1 M MINIVORT PP2 - 1 M AUT* MINIVORT PP2 - 1 T	1	0.75	2	1.5	1 ~ 220 - 240 V 1 ~ 220 - 240 V 3 ~ 400 V	6.2 6.2 2.3	20 20	m.c.a. / m.w.c.		5	4	3	1.6		
MINIVORT PP2 - 1.5 M MINIVORT PP2 - 1.5 M AUT* MINIVORT PP2 - 1.5 T	1.6	1.2	2.5	1.8	1 ~ 220 - 240 V 1 ~ 220 - 240 V 3 ~ 400 V	8.2 8.2 3	25 25			6.7	5.7	4.6	3.3	1	
MINIVORT PP2 - 2 M MINIVORT PP2 - 2 M AUT* MINIVORT PP2 - 2 T	2	1.5	3	2.2	1 ~ 220 - 240 V 1 ~ 220 - 240 V 3 ~ 400 V	9.8 9.8 3.5	35 35			10	9.3	8.2	7	4.2	1

OVERALL DIMENSIONS AND WEIGHTS

MODEL	Dimensions (mm)					Weight (kg)
	A	B	C	D	DNM	
MINIVORT PP2 - 1	72	475	115	325	2 1/2"	30
MINIVORT PP2 - 1.5	72	475	115	325	2 1/2"	31
MINIVORT PP2 - 2	72	475	115	325	2 1/2"	28

